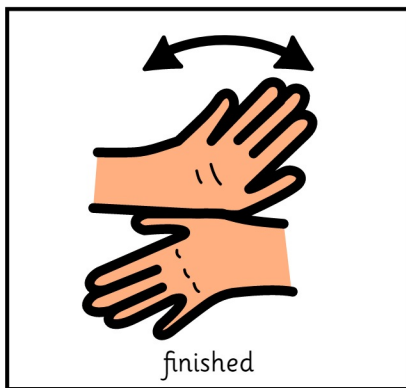

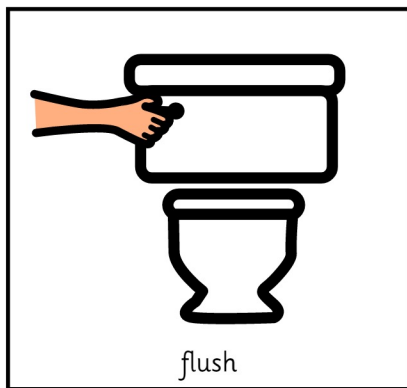
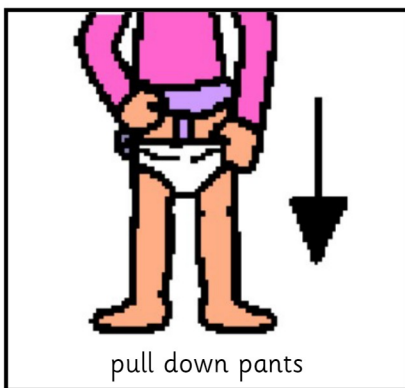
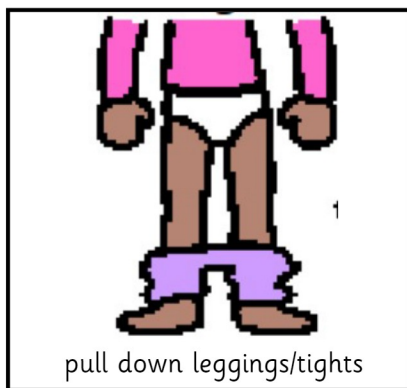


These toileting prompts are designed to be laminated, cut out and attached to toilet cubicles. A range of sizes is provided because some learners may find it helpful to have the visual support sequence run in an unbroken line, and others may benefit from larger symbols and text.





These toileting prompts are designed to be laminated, cut out and attached to toilet cubicles. A range of sizes is provided because some learners may find it helpful to have the visual support sequence run in an unbroken line, and others may benefit from larger symbols and text.

