


## Instructions:

Laminate and cut out the symbols and place a piece of hook (rough) velcro onto the back and attach them to a car mat, carpet tile or similar. Move the symbols around the mat as the story is told.


Encourage your learners to use the symbols as a scaffold and prompt whilst retelling the Three Little Pigs story in their own words.




Big Bad Wolf



Pig 1




Pig 2

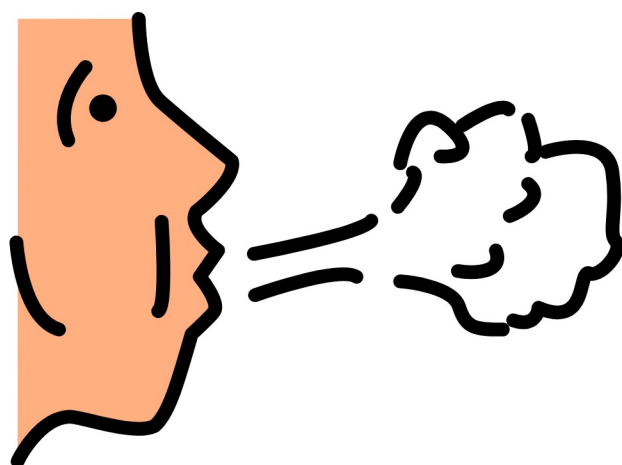


Pig 3






I'll huff and I'll puff and..



and I'll blow your house down!



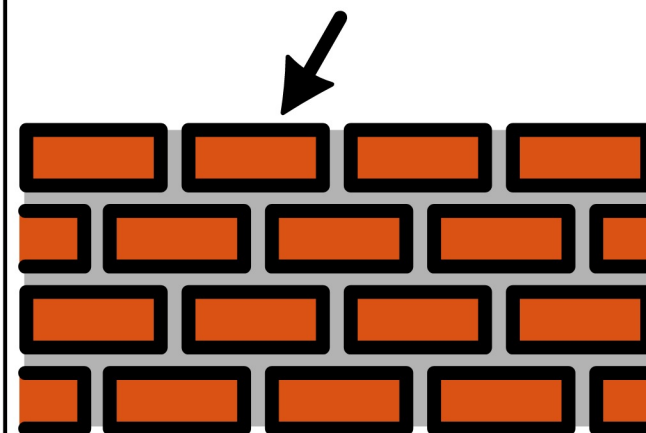
build



sticks




straw

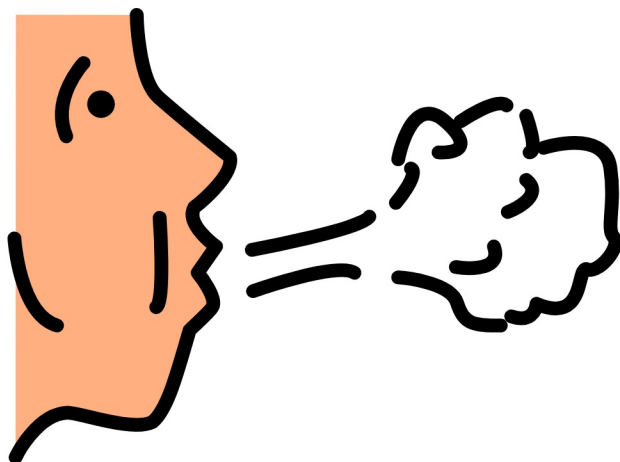


brick






I'll huff and I'll puff and..



and I'll blow your house down!



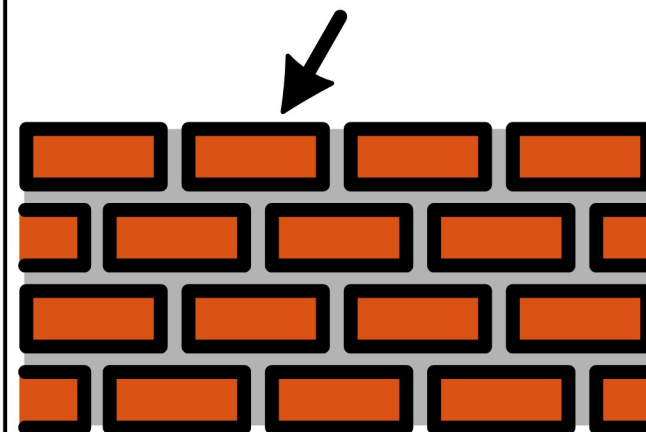
build



sticks



straw



brick

