

Clicker Resources for the 2022 Bookbug Picture Book Prize Books

What are the Clicker Resources?

We have created two different Clicker Sets for each book, to support early writing activities. The Clicker Sets can each be opened with Clicker 8 for



Windows devices and Clicker Writer app for iOS.

Simple Sentence Writing Set

This is a Clicker Sentence Set which contains all the words for building a model sentence with an accompanying picture. This allows learners to create ten simple sentences re-telling the the story.

The screenshot shows the Clicker 8 interface. At the top left, there is a green menu icon and the text 'Arlo-the-Lion-sentence-set'. Below this, there is a stick figure character with its hand to its mouth, looking tired. To the right of the character is the sentence 'Arlo is very tired.' followed by a vertical cursor. Above the sentence, there is a menu with four options: 'None', 'View & Copy' (which is selected with a radio button), 'View & Remember', and 'Listen'. A red arrow points from the 'View & Copy' option down to the sentence. Below the sentence, there is a toolbar with several icons. At the bottom, there is a grey bar containing a stick figure character on the left and four white boxes with the words 'Arlo', 'is', 'tired', and 'very' in a 2x2 grid. A small white square with a black dot is in the bottom right corner of this bar.

For learners moving on from an early writing level, alternative sentence model options are available for each sentence, by selecting Clicker Set and edit. The



image above shows the *View & Copy* option, where the sentence model is always in view, (the is the default setting for the book review sets.)

The simple sentences have been designed to link with and be used alongside the symbol communication boards which support discussion around the stories.


Arlo - The lion who couldn't sleep,
GoTalk 9+ Overlay (or printable symbol board)





Book Review Sentence Set

This is a Clicker Connect Set which is a 'next step' for Clicker Sentences users and provides learners with clusters of words, phrases and/or pictures to help them build a coherent piece of text. This allows learners to create simple sentences to review the book content, say what they liked, imagine their

actions if they were a character in the story or how they will put new information learned to use.



 First-Book-of-Woodland-Animals-book-review

Opening the Grids sets in Clicker 8

 [Book Review \(Clicker Connect\)](#)  [Early Writing \(Clicker Sentences\)](#)

On your PC, go to Symbols for All/Bookbug website, select the Grid set name to download it to your device, which should open automatically in Clicker 8. Save the Grid set in *My Documents* or other location on your PC.

Opening the Grids sets in Clicker Writer

 [Book Review \(Clicker Connect\)](#)  [Early Writing \(Clicker Sentences\)](#)

On your iPad, go to Symbols for All/Bookbug website, select the Grid set name to download it to the Files app on your iPad. Within the Files app, select the Grid set name, which should open automatically in Clicker Writer.

Accessibility

The Clicker Sets are accessible by mouse, touchscreen, roller ball, switch and eye gaze.

How can I get Clicker software?

If you do not already have access Clicker software you can request a free 28 trial from here: www.cricksoft.com/uk/clicker/clicker-trial



How can I find out more about Clicker Software?

There are useful video guides which demonstrate how to create, edit and personalise Clicker Sets and Documents:

<https://www.cricksoft.com/uk/training/clicker-training/tutorials>

