

Clicker Resources for the 2023 Bookbug Primary 1 Family Bag Books

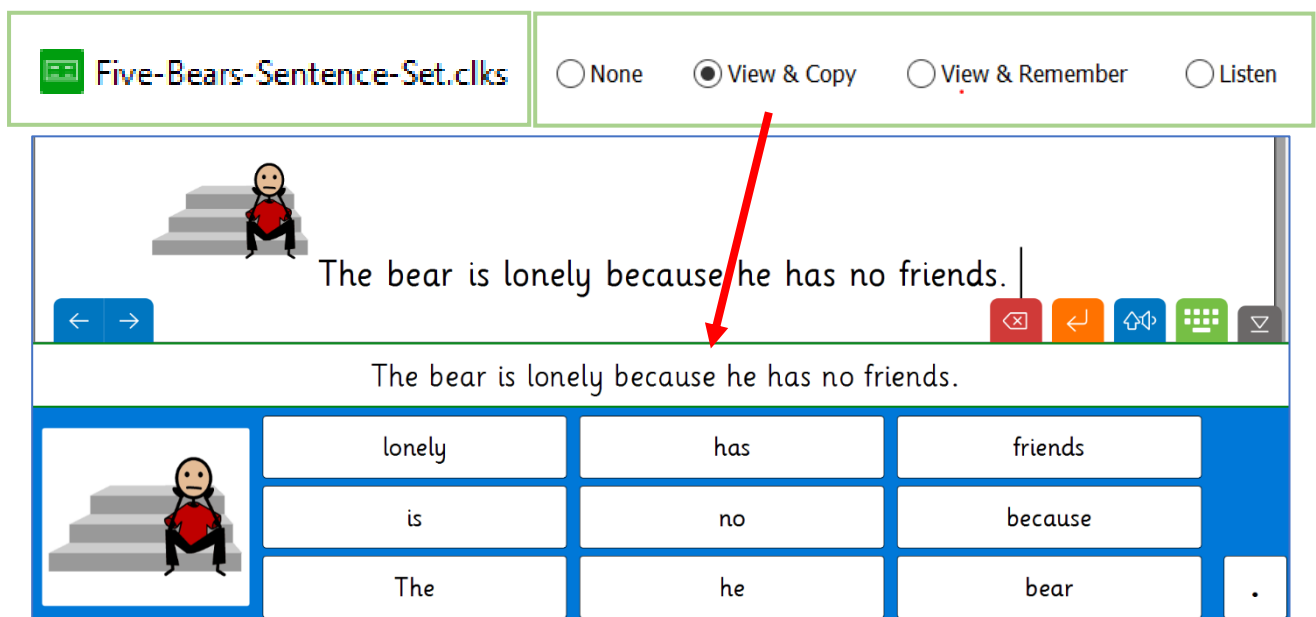
What are the Clicker Resources?

We have created two different Clicker Sets for each book, to support early writing activities. The Clicker Sets can each be opened with Clicker 8 software for Windows devices and Clicker Writer app for iOS.



Simple Sentence Writing Set












This is a Clicker Sentence Set which contains all the words for building a model sentence with an accompanying picture. This allows learners to create ten simple sentences re-telling the the story.



For learners moving on from an early writing level, alternative sentence model options are available for each sentence, by selecting Clicker Set and edit. The image above shows the *View & Copy* option, where the sentence model is always in view, (this is the default setting for the sentence sets.)

The simple sentences have been designed to link with and be used alongside the symbol communication boards which support discussion around the stories.


Five Bears, GoTalk 9+ Overlay (or printable symbol board) →




Uh oh! 	Have a nice day! 	Let's count 1 2 3 
bear 	like 	follow 
help 	not 	friends 
stuck 	lonely 	happy 

Text & Illustrations © Catherine Rayner 2022. Published by Macmillan Children's Books.
© 2023 SymbolStix. Created by CALL Scotland using Matrixmaker Plus (by Inclusive Technology).


Book Review Sentence Set

A Clicker Connect Set is also available, which is a 'next step' for Clicker Sentences users and provides learners with clusters of words, phrases and pictures to help them build a coherent piece of text. This allows learners to create simple sentences to review the book content, say what they liked, imagine their actions if they were a character in the story or how they will put new information learned to use.


 [Five-Bears-book-review.clkc](#)

I liked it when the bears were happy to be friends.



I liked it when



the bears

said "Have a nice day!"

helped the stuck bear

liked each other

were happy to be friends

,

and

.

Opening the Clicker Grids sets in Clicker 8 on your Windows Device/PC

On your device, go to Symbols for All/Bookbug website, Primary 1 family bag (2024), select the grid set name to download.



This should then open automatically in Clicker 8. Save the grid set in *My Documents* or other location on your device/PC.

Opening the Grids sets in Clicker Writer on your iOS device/iPad

On your iPad, go to Symbols for All/Bookbug website, Primary 1 family bag (2024), select the grid set name to download.



Select Download, which will save the grid set to the Files app on your iPad. Open the Files app, go to the Downloads folder, select the grid set name, which should then open automatically in the Clicker Writer app.

Accessibility

The Clicker Sets are accessible by mouse, touchscreen, roller ball, switch and eye gaze, as well as other alternative access options for your device.

How can I get Clicker software?

If you do not already have access Clicker software, you can request a free 28 trial from here: www.cricksoft.com/uk/clicker/clicker-trial

How can I find out more about Clicker Software?

There are useful video guides which demonstrate how to create, edit and personalise Clicker Sets and Documents:

<https://www.cricksoft.com/uk/training/clicker-training/tutorials>



Bookbug P1 Family Bag 2023



CALL Scotland, Digital Resources