

Grid 3 Resources for the 2023 Bookbug P1 Family Bag Books

We have created Writing Grid Sets for each book, to support early writing activities. The Grid Sets can be opened with Grid 3 software for Windows devices and the Grid for iPad app for iOS. Each of the Writing Grid Sets contain navigation buttons, an additional phonic keyboard with word prediction and tools for deleting and printing sentences.



Guided Order Sentences



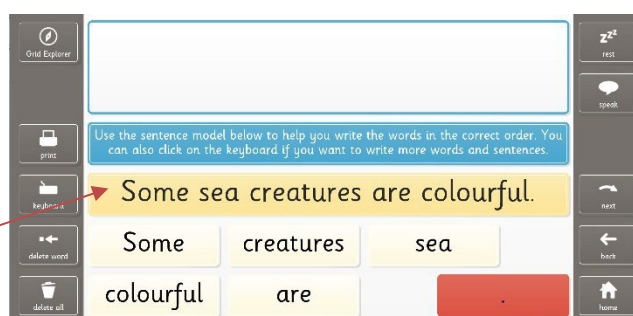
A series of pages contain words for building ten sentences that re-tell the story.

The words can only be entered in the correct order in the Guided Order pages.

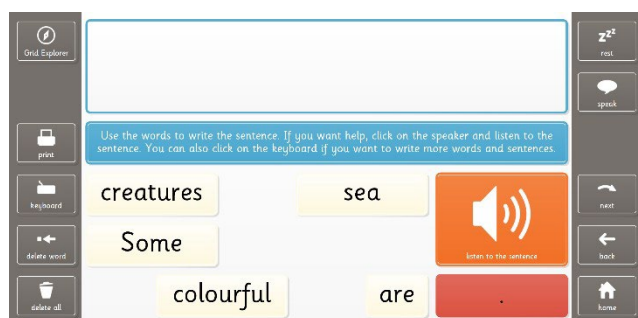
Model Sentences with Word Bank

These pages display the target sentence with the words to create the sentence below.

Learners can use the model to identify the correct words.



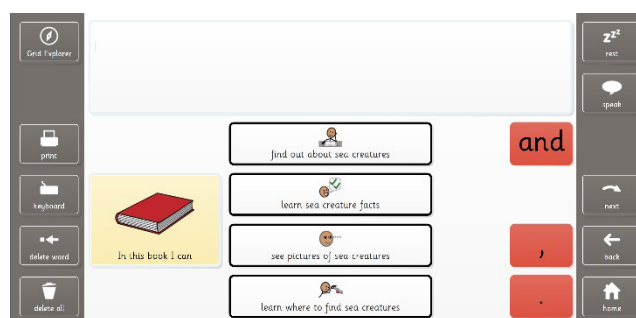
Random Order with Word Bank



Learners can listen to the target sentences being read aloud and then use the word banks to create the sentences.

Book Review Pages

These pages provide clusters of words and phrases to help learners build a coherent piece of writing. This allows learners to create simple sentences to review the book content, say what they liked, and imagine their actions if they were a character in the story or how they would put the new information learned to use.



Opening the Grid Sets in Grid 3

On your computer, go to the Bookbug pages on the Symbols for All website and click on the Grid Set name to download it to your device. Then, within the downloads folder, select the Grid set name, which should open automatically in Grid 3.

Opening the Grid Sets in Grid for iPad

On your iPad, go to the Bookbug pages on the Symbols for All website and click on the Grid Set name to download it to the Files app on your iPad. Within the Files app, select the Grid set name, which should open automatically



in Grid for iPad.

Accessibility

The Grid 3 Grid Sets are accessible by mouse, touchscreen, roller ball, joystick, switch and eye gaze. The Grid for iPad Grid Sets are accessible by touch, mouse, joystick and roller ball.

How can I get Grid 3 Software?

If you do not already have access to Grid 3 Software, you can request a free 60-day trial from here: <https://thinksmartbox.com/download-grid-3/>

How can I find out more about Grid 3 Software?

There are helpful tutorials and webinars which demonstrate how to create, edit and personalise Grid 3 Grid sets:

<https://thinksmartbox.com/smart-support/learning-resources/>

